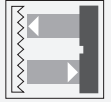


Retroreflective sensor

GLK18-55/59/161/166



- Efficient Line in a short M18 plastic housing for standard applications
- Very high detection range
- 4 LEDs indicator for 360° visibility
- Version with front optical face
- Universal usage at different power supplies

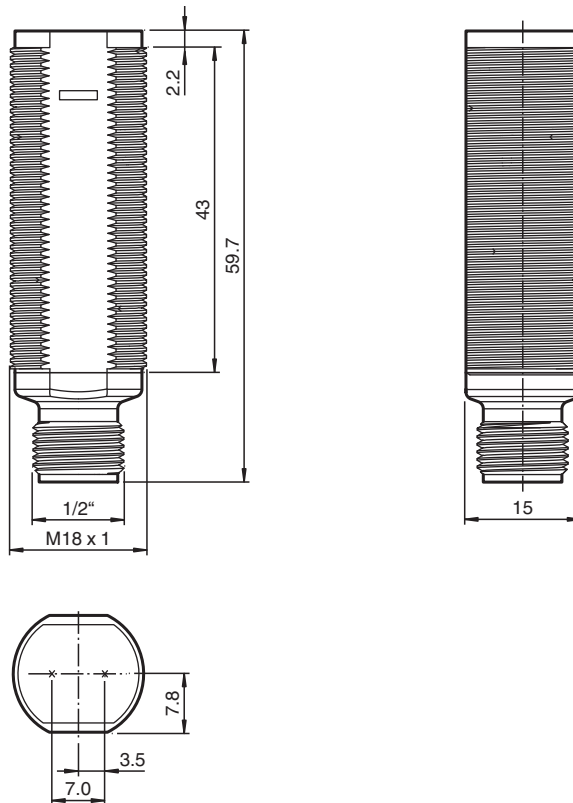
Retroreflective sensor with polarization filter, M18 threaded housing design, plastic housing, front optical face, 4 m detection range, red light, dark on, AC/DC version, NPN-FET output, micro plug



Function

The GLV/GLK18 series sensors help improve the efficiency of machines and systems. The design of the M18 plastic housing, the connection technology, and sensor properties are highly standardized. Concentrating on the key sensor requirements has produced a robust and reliable product series for DC and AC/DC voltage systems without any over-engineering. The mounting set included in the scope of delivery and the optimized potentiometer design ensure fast assembly and easy configuration.

Dimensions



Release date: 2020-12-10 Date of issue: 2020-12-10 Filename: 199800_eng.pdf

Refer to "General Notes Relating to Pepperl+Fuchs Product Information".

Pepperl+Fuchs Group
www.pepperl-fuchs.com

USA: +1 330 486 0001
fa-info@us.pepperl-fuchs.com

Germany: +49 621 776 1111
fa-info@de.pepperl-fuchs.com

Singapore: +65 6779 9091
fa-info@sg.pepperl-fuchs.com

pf PEPPERL+FUCHS

Technical Data

General specifications			
Effective detection range			0 ... 4 m
Reflector distance			0.05 ... 4 m
Threshold detection range			5.5 m
Reference target			reflector C110-2
Light source			LED
Light type			modulated visible red light , 640 nm
Polarization filter			yes
Diameter of the light spot			approx. 200 mm at 5.5 m
Angle of divergence			approx. 2 °
Optical face			frontal
Ambient light limit			30000 Lux
Accessories provided			Mounting aids
Indicators/operating means			
Operation indicator			LED green, statically lit Power on
Function indicator			LED yellow: lights up when receiving the light beam ; flashes when falling short of the stability control; OFF when light beam is interrupted
Electrical specifications			
Operating voltage	U_B		20 ... 250 V AC/DC
No-load supply current	I_0		< 2.5 mA
Output			
Switching type			dark on
Signal output			N-channel MOSFET, short circuit protected
Switching voltage			max. 250 V AC/DC
Switching current			max. 200 mA
Voltage drop	U_d		≤ 3.5 V AC/DC
Switching frequency	f		50 Hz
Response time			≤ 10 ms
Conformity			
Product standard			EN 60947-5-2
Compliance with standards and directives			
Standard conformity			
Standards			UL 508
Approvals and certificates			
EAC conformity			TR CU 020/2011 TR CU 004/2011
Protection class			II, rated insulation voltage ≤ 250 V AC with pollution degree 1-2 according to IEC 60664-1
UL approval			cULus Listed, Type 1 enclosure
CCC approval			Certified by China Compulsory Certification (CCC)
Ambient conditions			
Ambient temperature			-20 ... 60 °C (-4 ... 140 °F)
Storage temperature			-40 ... 70 °C (-40 ... 158 °F)
Mechanical specifications			
Degree of protection			IP67
Connection			Micro AC connector, 1/2" V124 ; 4-pin
Material			
Housing			PC-PBT
Optical face			PMMA
Mass			approx. 10 g

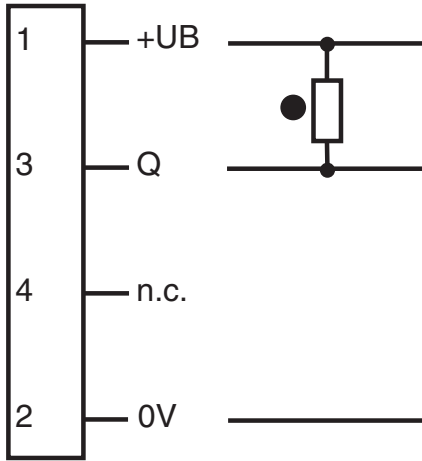
Release date: 2020-12-10 Date of issue: 2020-12-10 Filename: 199800_eng.pdf

Refer to "General Notes Relating to Pepperl+Fuchs Product Information".

Pepperl+Fuchs Group
www.pepperl-fuchs.comUSA: +1 330 486 0001
fa-info@us.pepperl-fuchs.comGermany: +49 621 776 1111
fa-info@de.pepperl-fuchs.comSingapore: +65 6779 9091
fa-info@sg.pepperl-fuchs.com

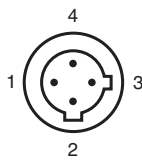
PEPPERL+FUCHS

Connection Assignment



○ = Light on
● = Dark on

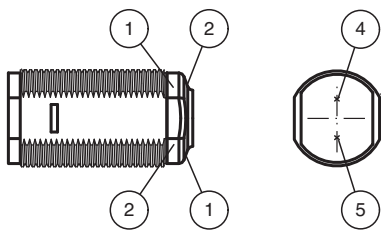
Connection Assignment



Wire colors

- 1 | RD/BK (red/black)
- 2 | RD/WH (red/white)
- 3 | RD (red)
- 4 | GN (green)

Assembly

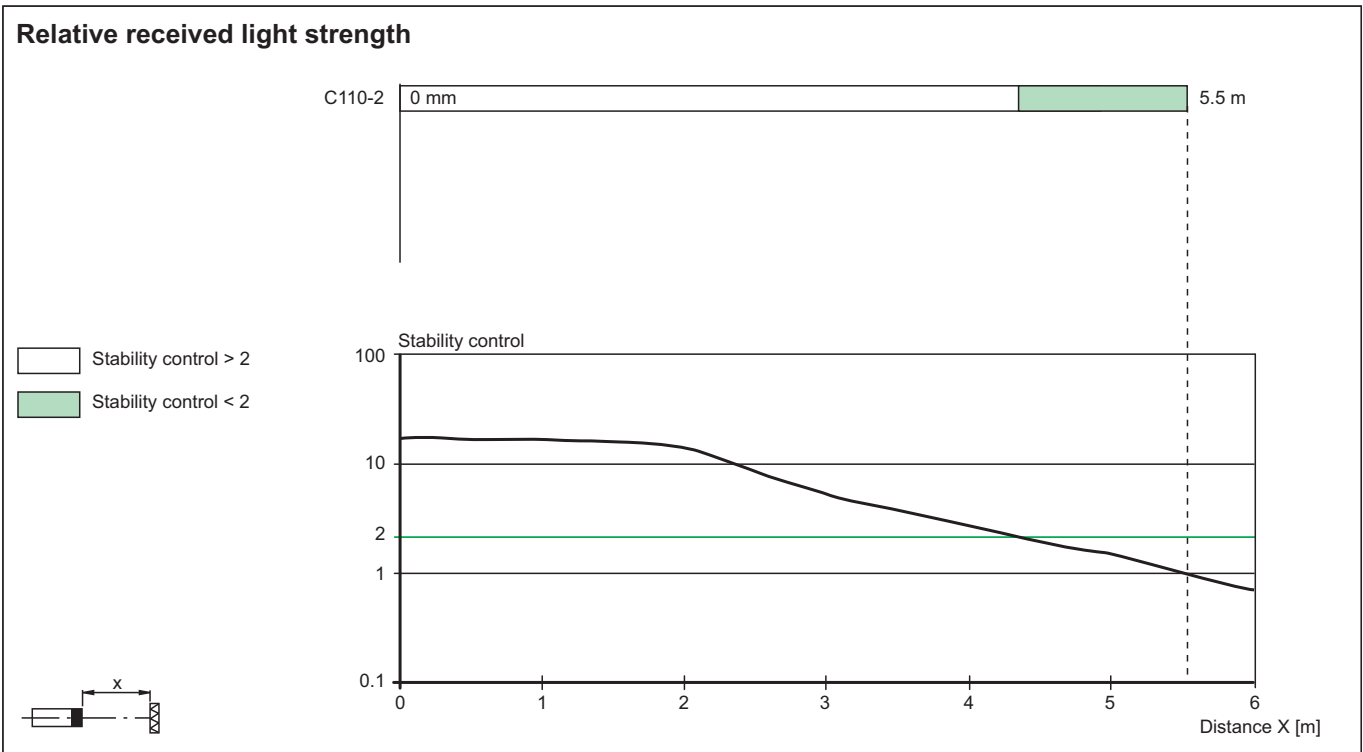
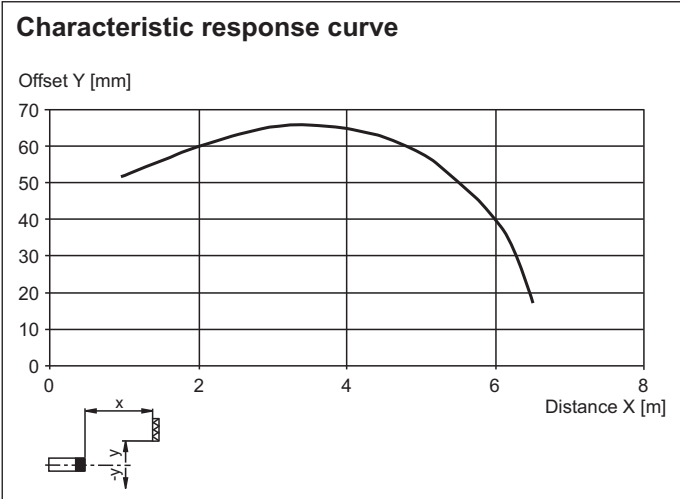


1	Operating display	green
2	Signal display	yellow
4	Emitter	
5	Receiver	

Release date: 2020-12-10 Date of issue: 2020-12-10 Filename: 199800_eng.pdf

Refer to "General Notes Relating to Pepperl+Fuchs Product Information".

Characteristic Curve









Application



Release date: 2020-12-10 Date of issue: 2020-12-10 Filename: 199800_eng.pdf

Refer to "General Notes Relating to Pepperl+Fuchs Product Information".

Accessories

	CPZ18B03	Mounting Bracket with swivel nut
	BF 18	Mounting flange, 18 mm
	BF 18-F	Plastic mounting adapter, 18 mm
	BF 5-30	Universal mounting bracket for cylindrical sensors with a diameter of 5 ... 30 mm
	V124-G-YE2M-PVC	Connecting cable, 1/2" - 20 UNF, 4-pin, PVC cable
	V124-W-YE2M-PVC	Connecting cable, 1/2" - 20 UNF, 4-pin, PVC cable

Accessories

Other suitable accessories can be found at www.pepperl-fuchs.com

Application

Packaging industry:

- Presence checks, track loading, completeness checks, stack height control

Material handling

- Presence checks, target sensor, profile checks, trigger sensor

Automatic doors, gates and access systems, elevator:

- Secure detection for automatic door and gate systems
- Monitoring function in turnstiles
- Closing edge monitoring in elevators